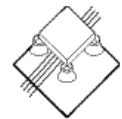




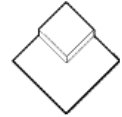
Installation options



pedestals



sand & gravel



concrete slab



thinset bed




lawn & turf

PORCELAIN PAVERS

LIMESTONE

Creamy with subtle darker flecks and little variation in color or shade between pavers. Lightly textured finish.

Color & Shade Variation:



V2
Light to moderate variation in shade & texture

Size:



23 1/2" x 23 1/2"

Thickness:	3/4"
Weight:	9 lb/sq.ft.
Packing:	2 pcs/ctn (24"x24")
Water absorption:	0.1%
Static load (center)	≥ 2200 lbf
Slip resistance	R11 (DIN51130)
Frost resistance:	resistant